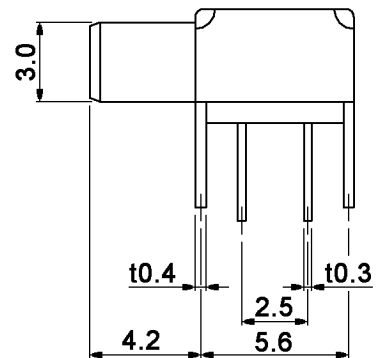
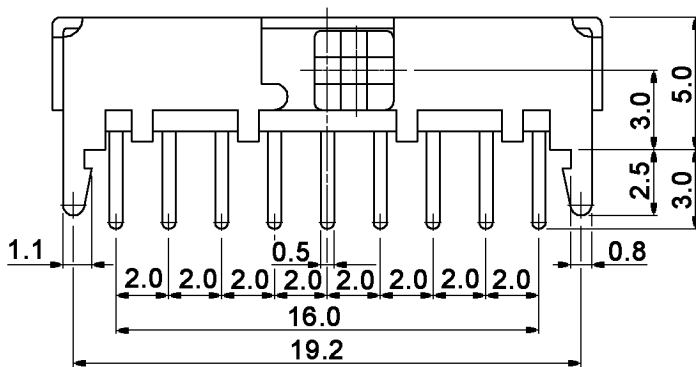
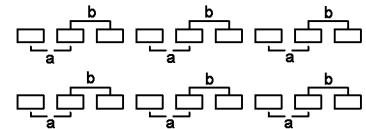
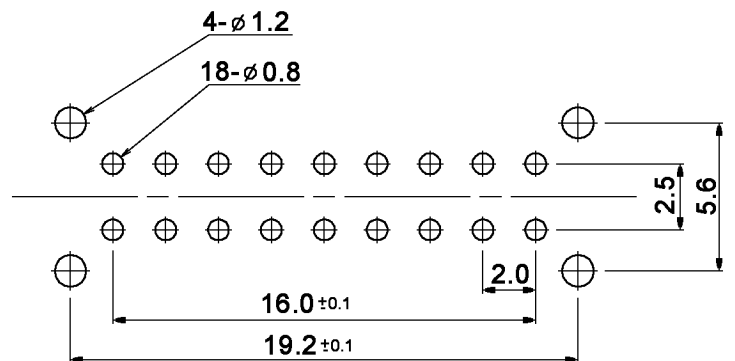


CIRCUIT DIAGRAM



P.C.B. MOUNTING HOLE DIMENSION



Specifications:

- Contact rating: 0.2A, 30V DC
- Contact resistance: 30mOhm max. at 1A, 5V DC
- Insulation resistance: 100MOhm min.
- Dielectric strength: 1 100V AC for 1 minute
- Operating temperature: -10°C to +60°C
- Soldering heat resistance: 260 +/-5°C (measured under the switch), 5 +/-1sec.
- Mechanical life: 10 000 cycles
- Operating force: 250 +/-100gf
- Timing: non-shorting
- General tolerance: +/-0.3mm

Maßstab		Datum	Name	<h1>MFP 661 N-RA</h1>
Oberfläche		05/05	dr	
		knitter-switch		<h2>30 06 14</h2>
Zust	Änderung	Datum	Name	Blatt 1/1